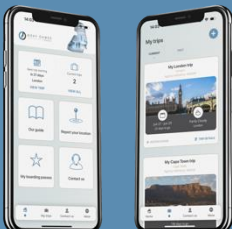




GRAY DAWES
TRAVEL



Introducing TripSure



Monitoring every element of every trip
for your peace of mind



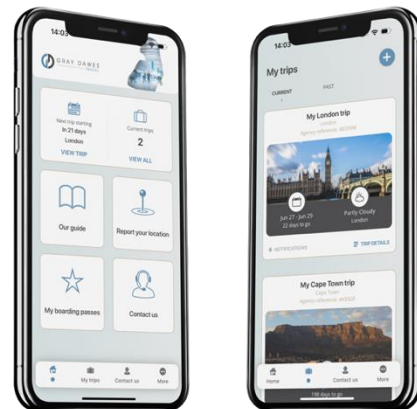
TripSure from Gray Dawes Travel

Working seamlessly with YourTrip, TripSure constantly monitors every element of every trip, sending customised alerts to travellers and bookers on the status of each specific itinerary.

With a fully interactive dashboard, **TripSure** provides Travel Managers with current traveller locations, provides risk alert overviews, flight status and country security advisory ratings.

You can find out more about the features of TripSure on the Gray Dawes Travel website at www.gdg.travel/tech/tripsure/

You can download the app on both the Apple App Store and Google Play Store.





What to expect

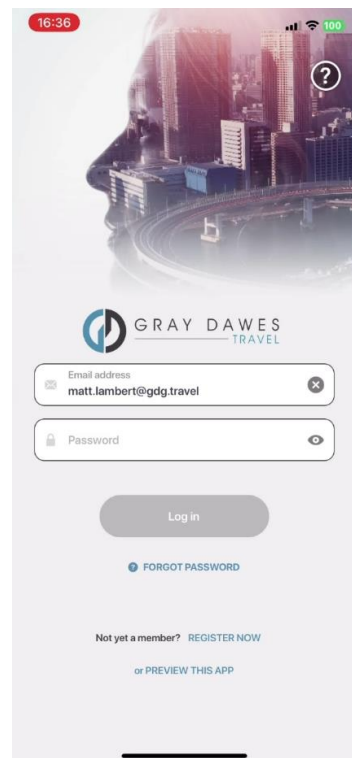
The TripSure app is incredibly user friendly, with an intuitive, easy to use interface presenting information at your fingertips. The following series of screenshots gives you an idea of what to expect as you navigate and use TripSure.

Login screen

This is the screen you'll see first when you download and open the TripSure app.

Please register using the email address that will be associated with your trips.

In the event you cannot login please simply select forgotten password for reset instructions.

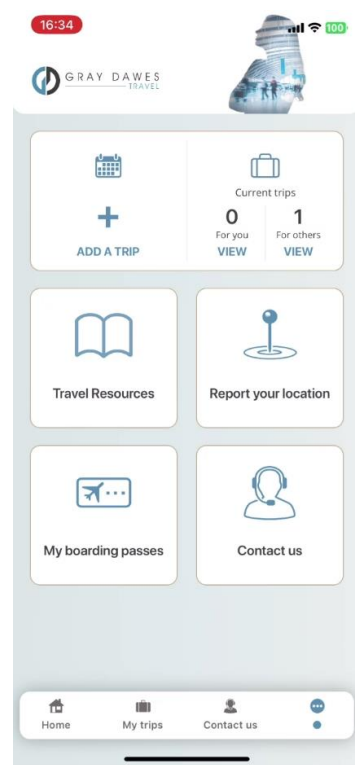




Landing screen

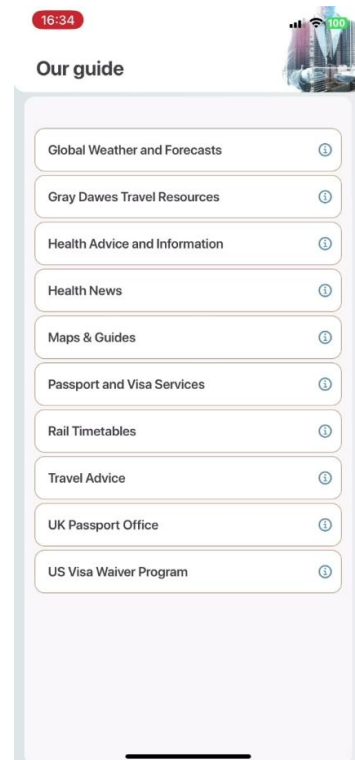
Once you had logged in, you'll be met with this screen, providing you access to....

- Add a trip
- Trips (past and present)
- Travel resources
- Report your location
- Boarding passes
- Contacts



Travel resources

The travel resources section provides a list of quick links and travel resources for easy access to the latest information.






Travel resources - Example

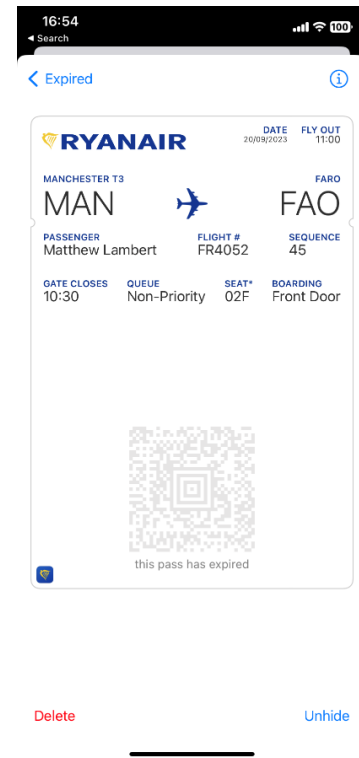
Select the relevant resource to your needs and a quick link is provided to the information directly.

Here we have access to the Gray Dawes website where you can find lots of useful information including our latest blogs, travel news and travel talks seminars.



Boarding cards

The app provides quick access to your Android or iPhone wallets for instant access to your boarding cards and other travel documents.

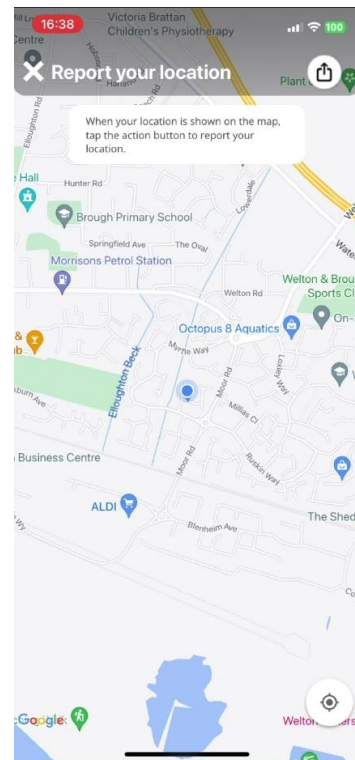




Report your location

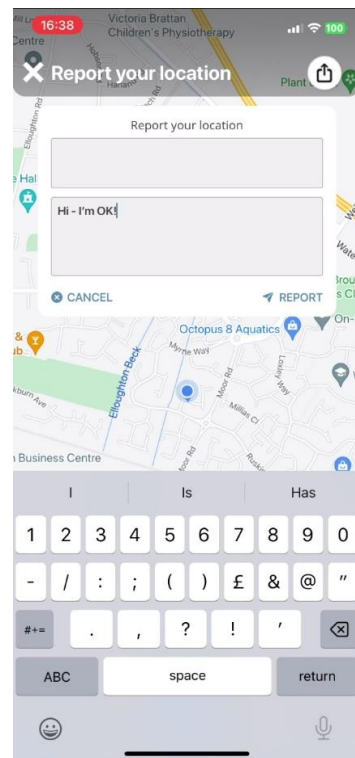
The app features the ability to send your GPS location to the central TripSure dashboard accessed by your company's travel manager.

GPS location tracking is on demand only and is triggered only when required by the app user and is not tracked by the central dashboard at any other time.



Report your location

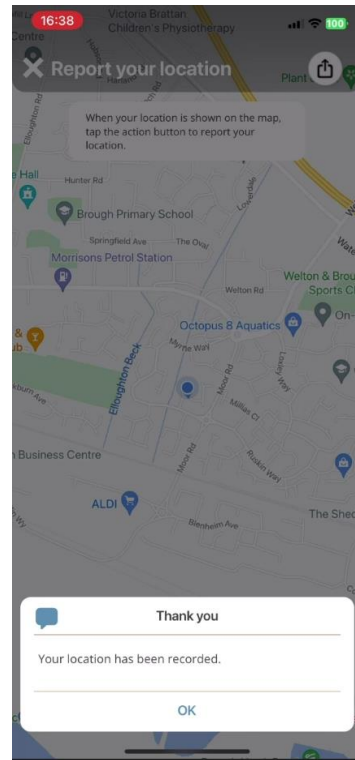
As well as reporting your location you can also send messages to your company's travel manager using the app.





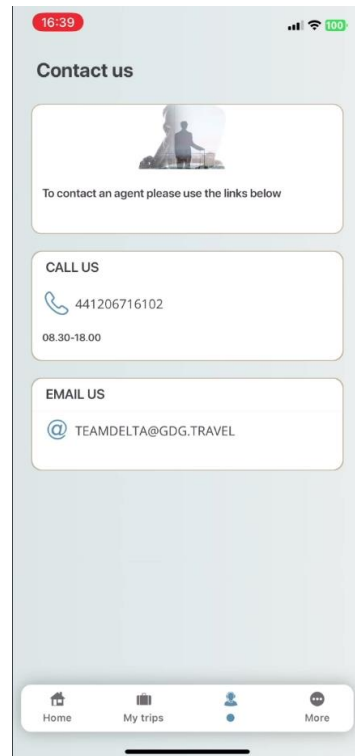
Report your location

Upon successfully reporting your location you will receive onscreen confirmation.



Contact us

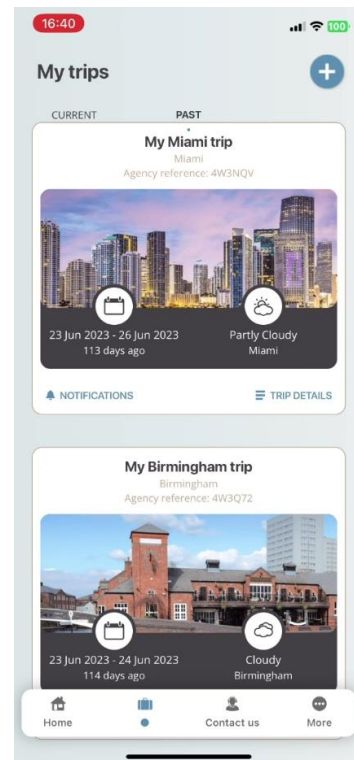
Your Gray Dawes Travel team's contact information is available within the app, so if you ever need us simply tap to call or email us.





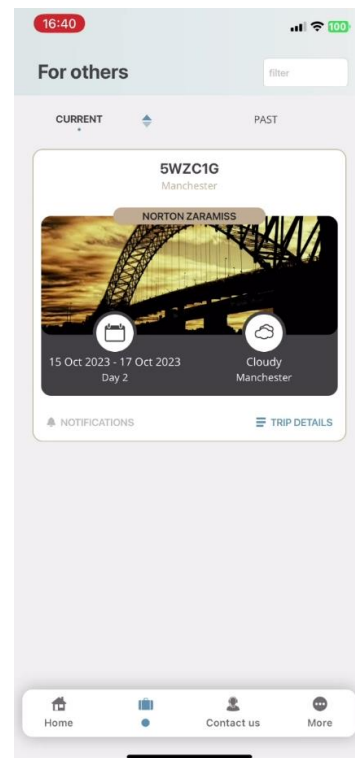
Trips overview

With TripSure, all your upcoming and past trips are shown in one handy place along with dates, trip details, reference numbers and even the weather forecast for the destination.



Trips – current trips

You can filter down to see just your currently booked trips to keep track of upcoming travel.

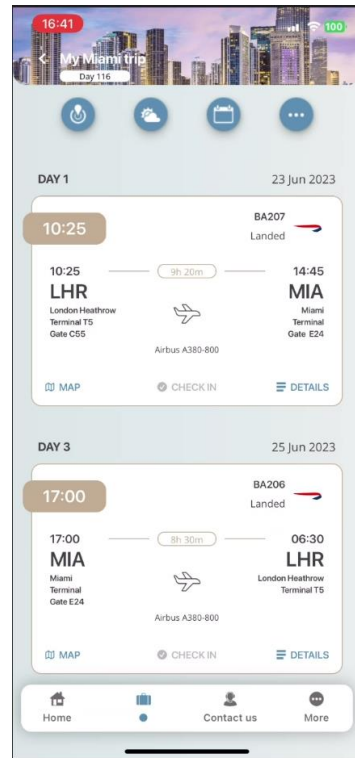




Trips - details

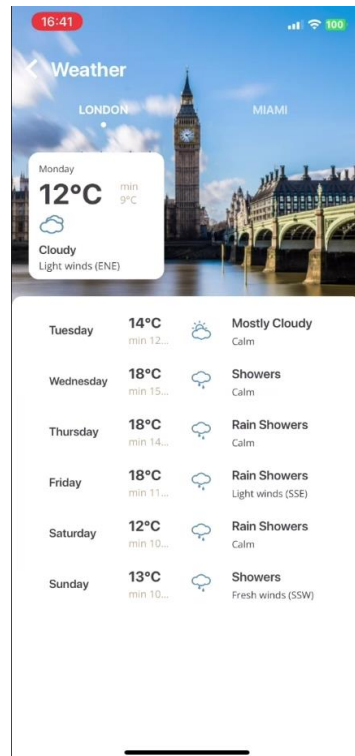
Tapping into a trip provides you with key information including departure points, travel times, terminal, gate and aircraft information.

You also have direct access to airline online check-in pages from here with a visible prompt as to when check-in is available.



Weather - origin

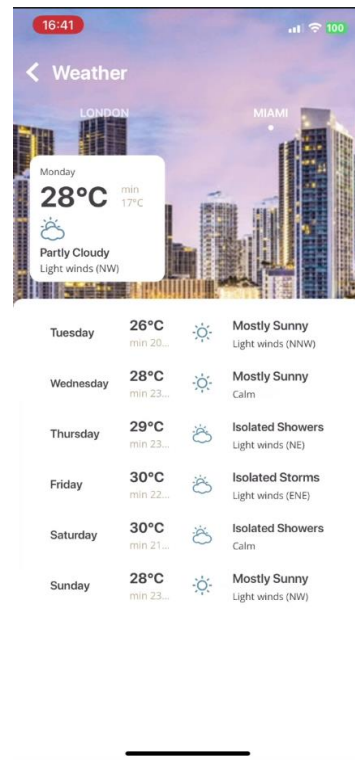
The weather function allows you to see the upcoming forecast for your origin...





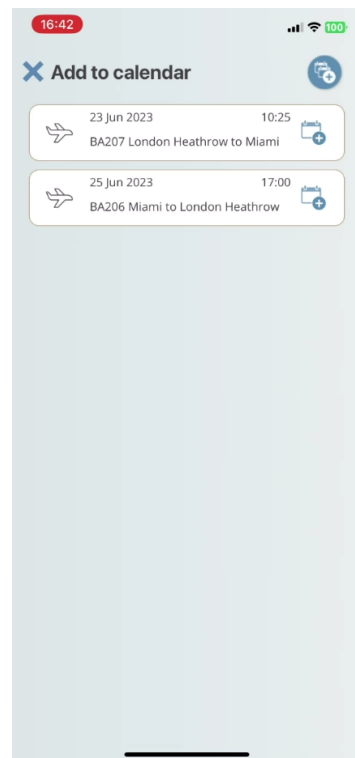
Weather - destination

... and for your destination cities, helping you to plan accordingly.



Add to calendar

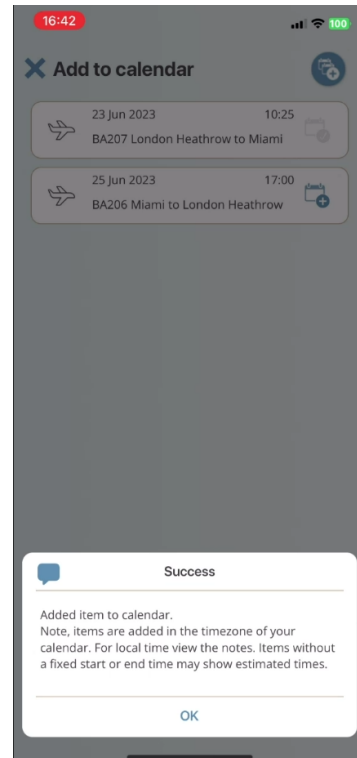
You can also click the "add to calendar" button which will allow you to add your flight details to your devices calendaring app.





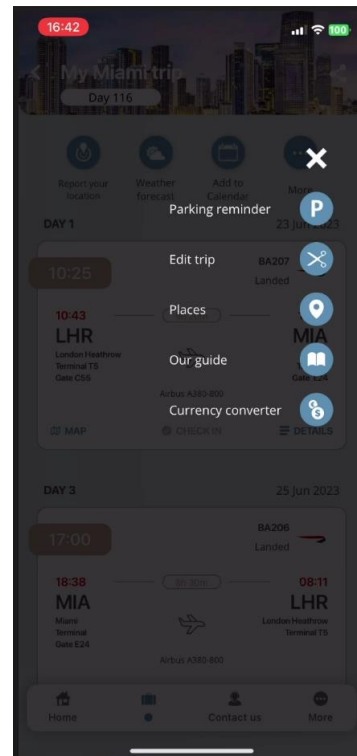
Add to calendar

Choose the items you'd like to add to your calendar and hit the calendar plus icon, and you'll see a success message letting you know that the details have been successfully added.



Links

You'll find a series of useful links that allow you to add parking details, edit trip information, find places local to your destination, read a handy guide and access currency conversion information.





Links – parking reminder

Fill out the details to make sure that you remember exactly where you parked when you reached your airport.

The screenshot shows a mobile app interface titled "Parking reminder" with a close button (X) in the top left. Below the title is a text prompt: "Submit details of where you have parked and we will remind you." There are two input fields: "Car park name" and "Parking bay", both with a clear button (X) on the right. Below these fields is a toggle switch for "Save current location", which is currently turned on. At the bottom of the form is a blue button with a right-pointing arrow and the text "SUBMIT". The status bar at the top shows the time 16:42, signal strength, Wi-Fi, and 100% battery.

Edit your trip

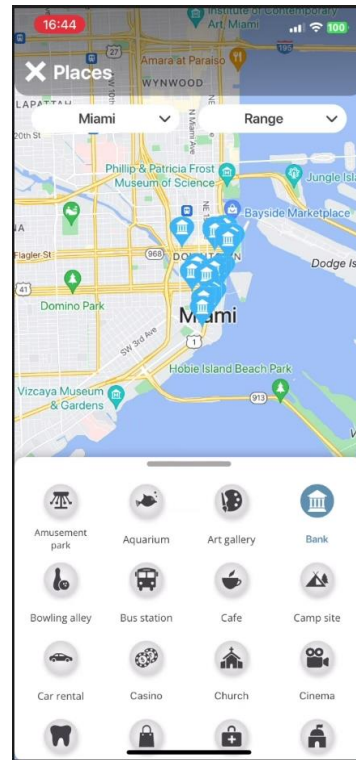
Update information about your trip, adding in any additional information as needed to house everything in one place.

The screenshot shows a mobile app interface titled "Edit your trip" with a close button (X) in the top left. Below the title is a text prompt: "Change your trip name." There is an input field for "Change trip name" containing the text "My Miami trip" and a clear button (X) on the right, followed by a "CHANGE" button. Below this is a section titled "Choose an item to add" containing a grid of buttons with icons: "Flight" (airplane), "Hotel" (bed), "Car rental" (car), "Train" (train), "Taxi" (taxi), "Restaurant" (fork and knife), "Meeting" (people), and "Other" (three dots). The status bar at the top shows the time 16:43, signal strength, Wi-Fi, and 100% battery.



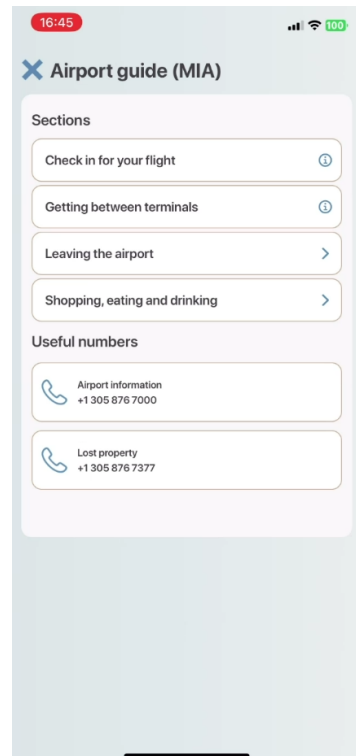
Places

Check out restaurants, facilities and attractions local to your destination.



Airport guide

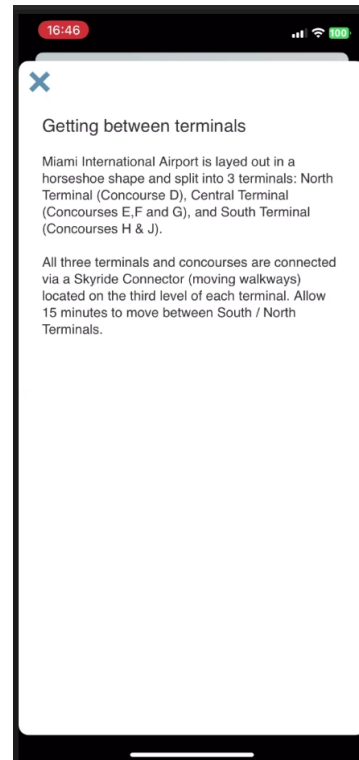
Find out everything you could possibly need to know about the airport, including how to check in, where you need to be and useful contact information.





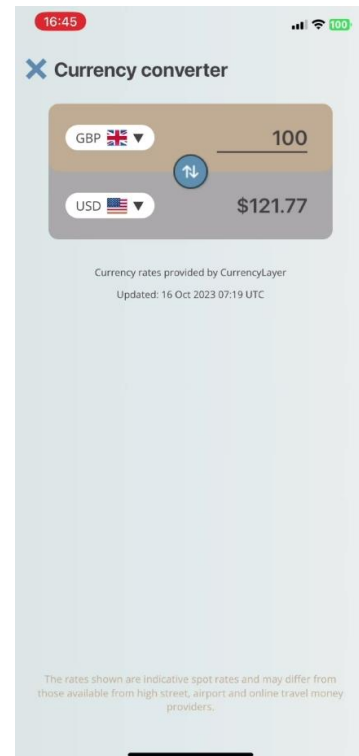
Airport guide

Tapping on one of the options within the airport guide provides you with further information such as how to get between terminals.



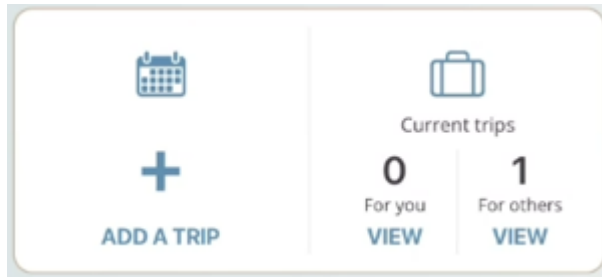
Currency converter

The simple in app currency converter makes it easy to understand in-country prices while you travel.









Icon guide



Add a trip – manually add travel details booked outside Gray Dawes
Current Trips – for those you have booked and booked on behalf of others

| | | | |
|--|---|---|--|
|  <p>Travel Resources</p> | Presents user with "Our Guide". A list of links to other resources. |  <p>Report your location</p> | Respond to messages from Travel Manager and report GPS location. |
|  <p>My boarding passes</p> | Opens up phones Wallet to give access to pre-saved boarding cards. |  <p>Contact us</p> | Display of Gray Dawes booking team details. |





GRAY DAWES
— TRAVEL —

A GRAY DAWES GROUP company

sales@gdg.travel • www.gdg.travel